



Kern County Animal Services

Director's Monthly
Report
May 2016

Program Highlights

Rescue

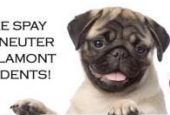
- Rescue partners helped place 116 animals in May

Foster

- KCAS Foster program continues to grow, and in the month of May 206 animals entered foster care

Kern County Animal Services *presents*
Litter-Less Lamont!

FREE SPAY
AND NEUTER
FOR LAMONT
RESIDENTS!



Sponsored by

**petco
 foundation**

Call for your appointment TODAY!!

1-805-584-3823

- Pets must be at least 2 months old and in good health
- Provide proof of address to qualify



APPOINTMENTS INCLUDE FREE:
 VACCINES, DEWORMING, FLEA
 CONTROL AND MICROCHIPPING!

Spay/Neuter clinics

FREE SPAY & NEUTER CLINIC!



TO BOOK AN APPOINTMENT
 CALL
 1-805-584-3823

BORON RESIDENTS SIGN UP TODAY!

- Limit 4 pets per household
- Pets must be at least 2 months old and in good health
- Provide proof of address to qualify

Spay/Neuter day scheduled for **Wednesday, May 11th** at the **Boron Recreation Building** (John Street, between Robert Ave and Boron Ave in Boron)

Sponsored by
 2nd District Supervisor Zack Scribner, Valley Vet Non-Profit &
 Kern County Animal Services



- In May KCAS held three successful mobile spay/neuter clinics:
 - May 11th - Boron
 - May 12th - Mojave
 - May 13th - Lamont
 - 30 surgeries were performed during each day of the mobile clinics

Offsite vaccination clinics

- May 14th, 2016 –
Mannel Park
 - 91 Rabies
 - 177 DHPP
 - 107 Licenses
 - 57 microchips
 - 5 FVRCP

Wednesday evening vaccination clinics

- May 4th
 - 83 Rabies
 - 57 DHPP
 - 75 Licenses
 - 4 microchips
 - 6 FVRCP

- May 11th
 - 59 Rabies
 - 35 DHPP
 - 59 Licenses
 - 6 microchips
 - 2 FVRCP

- May 18th
 - 68 Rabies
 - 55 DHPP
 - 65 Licenses
 - 12 microchips
 - 1 FVRCP

- May 25th
 - 54 Rabies
 - 54 DHPP
 - 50 Licenses
 - 10 microchips
 - 9 FVRCP

Adoptions

- 406 animals went to their forever homes in May.
- Year-to-date 1,833 animals have been adopted
- 19 Cats were adopted from Petco locations in May and 267 have been adopted from Petco year-to-date



Events

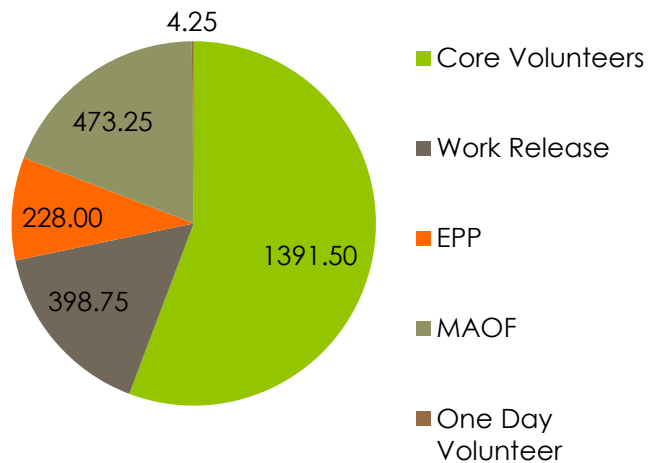
- KCAS held an adoption event for the month of May to celebrate Mother's Day
- KCAS also held an adoption event Memorial Day weekend to honor the Armed Forces



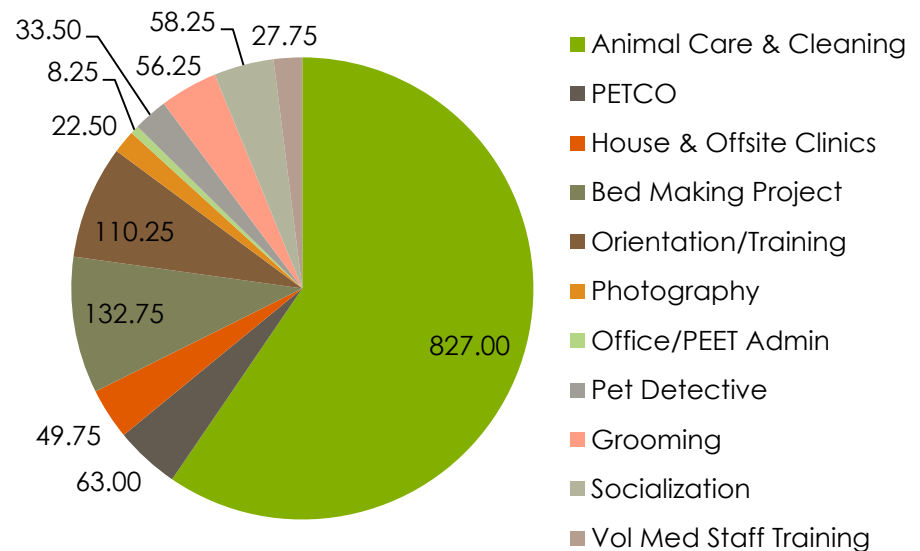
Volunteers

- Volunteers donated approximately 2,495 total hours in May which is equivalent to 14.4 staff members
- The value that has been given back to KCAS by volunteers is approximately \$61,769

Hours



Work Performed



Field Services

April	Calls Per Area
Lake Isabella	120
Mojave	59
North County	68
Northeast	275
Northwest	259
Ridgecrest	12
Southeast	187
Southwest	251
Taft	106
Tehachapi	61
Total	1,398

- 16 dogs were returned to their owners in the field in the month of May.
- 50 dogs were secured on property by Animal Control Officers in the month of May.



Kennel Intake Comparisons

"All Jurisdictions"

1/1/15 to 5/31/15

1/1/16 to 5/31/16

Dogs				
Adopt Return	63	97	↑	54.0 %
Quarantine	35	26	↓	25.7 %
Seizure	40	140	↑	250.0 %
Stray	3,074	2,801	↓	8.9 %
Owner Surrender	572	584	↑	2.1 %
Others	144	208	↑	44.4 %
Total Dogs Received:	3,928	3,856	↓	1.8 %
Cats				
Adopt Return	13	19	↑	46.2 %
Quarantine	2	0	↓	100.0 %
Seizure	5	163	↑	3160.0 %
Stray	2,050	2,355	↑	14.9 %
Owner Surrender	289	177	↓	38.8 %
Others	14	7	↓	50.0 %
Total Cats Received:	2,373	2,721	↑	14.7 %
Others				
Adopt Return	0	1	↑	100.0 %
Seizure	33	170	↑	415.2 %
Stray	147	34	↓	76.9 %
Owner Surrender	2	3	↑	50.0 %
Others	12	3	↓	75.0 %
Total Others Received:	194	211	↑	8.8 %
Total Intakes:	6,495	6,788	↑	4.5 %

"County"
(including Arvin & Tehachapi City)

1/1/15 to 5/31/15

1/1/16 to 5/31/16

Dogs				
Adoption Return	40	44	↑	10.0 %
Quarantine	35	26	↓	25.7 %
Seizure	40	140	↑	250.0 %
Stray	3,053	2,773	↓	9.2 %
Owner Surrender	556	554	↓	0.4 %
Others	143	208	↑	45.5 %
Total Dogs Received:	3,867	3,745	↓	3.2 %
Cats				
Adoption Return	12	12	↑	- %
Quarantine	2	0	↓	100.0 %
Seizure	5	163	↑	3160.0 %
Stray	1,996	2,260	↑	13.2 %
Owner Surrender	285	172	↓	39.6 %
Others	10	7	↓	30.0 %
Total Cats Received:	2,310	2,614	↑	13.2 %
Others				
Adoption Return	0	1	↑	100.0 %
Seizure	33	170	↑	415.2 %
Stray	147	34	↓	76.9 %
Owner Surrender	2	3	↑	50.0 %
Others	12	3	↓	75.0 %
Total Others Received:	194	211	↑	8.8 %
Total Intakes:	6,371	6,570	↑	3.1 %

"City of Bakersfield"

1/1/15 to 5/31/15

1/1/16 to 5/31/16

Dogs

Adoption Return	23	53	↑	130.4 %
Stray	21	28	↑	33.3 %
Owner Surrender	16	30	↑	87.5 %
Others	1	0	↓	100.0 %
Total Dogs Received:	61	111	↑	82.0 %

Cats

Adoption Return	1	7	↑	600.0 %
Stray	54	95	↑	75.9 %
Owner Surrender	4	5	↑	25.0 %
Others	4	0	↓	100.0 %
Total Cats Received:	63	107	↑	69.8 %

Total Intakes:	124	218	↑	75.8 %
-----------------------	------------	------------	----------	---------------



Kennel Outcome Comparisons

"All Jurisdictions"

1/1/15 to 5/31/15

1/1/16 to 5/31/16

Dogs				
Adoption	833	1,230	↑	47.7 %
Rescue	984	960	↓	2.4 %
Return to Owner	285	337	↑	18.2 %
Euthanasia	1,636	1,198	↓	26.8 %
Transfer	3	3	↓	- %
Others	255	211	↓	17.3 %
Total Dogs Dispositioned:	3,996	3,939	↓	1.4 %
Cats				
Adoption	236	512	↑	116.9 %
Rescue	227	241	↑	6.2 %
Return to Owner	17	5	↓	70.6 %
Euthanasia	998	918	↓	8.0 %
TNR	589	536	↓	9.0 %
Others	186	189	↑	1.6 %
Total Cats Dispositioned:	2,253	2,401	↑	6.6 %
Others				
Adoption	35	82	↑	134.3 %
Rescue	14	13	↓	7.1 %
Return to Owner	6	3	↓	50.0 %
Euthanasia	63	14	↓	77.8 %
Transfer	1	7	↑	600.0 %
Others	77	19	↓	75.3 %
Total Others Dispositioned:	196	138	↓	29.6 %
Total Outcomes:	6,445	6,478	↑	0.5 %

"County"**(including Arvin & Tehachapi City)****1/1/15 to 5/31/15****1/1/16 to 5/31/16****Dogs**

Adoption	807	1,141	↑	41.4 %
Rescue	965	924	↓	4.2 %
Return to Owner	280	333	↑	18.9 %
Euthanasia	1,622	1,165	↓	28.2 %
Transfer	3	3	↓	- %
Others	253	204	↓	19.4 %
Total Dogs Dispositioned:	3,930	3,770	↓	4.1 %

Cats

Adoption	227	449	↑	97.8 %
Rescue	227	238	↑	4.8 %
Return to Owner	17	5	↓	70.6 %
Euthanasia	958	858	↓	10.4 %
TNR	586	530	↓	9.6 %
Others	184	187	↑	1.6 %
Total Cats Dispositioned:	2,199	2,267	↑	3.1 %

Others

Adoption	35	82	↑	134.3 %
Rescue	14	13	↓	7.1 %
Return to Owner	6	3	↓	50.0 %
Euthanasia	63	14	↓	77.8 %
Transfer	1	7	↑	600.0 %
Others	77	19	↓	75.3 %
Total Others Dispositioned:	196	138	↓	29.6 %

Total Outcomes:	6,325	6,175	↓	2.4 %
------------------------	--------------	--------------	---	--------------

"City of Bakersfield**1/1/15 to 5/31/15****1/1/16 to 5/31/16****Dogs**

Adoption	26	89	↑	242.3 %
Rescue	19	36	↑	89.5 %
Return to Owner	5	4	↓	20.0 %
Euthanasia	14	33	↑	135.7 %
Others	2	7	↑	250.0 %
Total Dogs Dispositioned:	66	169	↑	156.1 %

Cats

Adoption	9	63	↑	600.0 %
Rescue	0	3	↑	300.0 %
Euthanasia	40	60	↑	50.0 %
TNR	3	6	↑	100.0 %
Others	2	2	↓	- %
Total Cats Dispositioned:	54	134	↑	148.1 %

Total Outcomes:**120****303****↑****152.5 %**



Euthanasia Comparisons

"All Jurisdictions"

1/1/15 to 5/31/15

1/1/16 to 5/31/16

Humane/Not Adoptable				
Total Humane/Not Adoptable Dispositioned:	923	721	↓	21.9 %
Temperment				
Total Temperment Dispositioned:	499	349	↓	30.1 %
Medical Issues				
Total Medical Issues Dispositioned:	634	507	↓	20.0 %
Too Young				
Total Too Young Dispositioned:	622	518	↓	16.7 %
Others				
Total Others Dispositioned:	3,767	4,383	↑	16.4 %
Total Outcomes:	6,445	6,478	↑	0.5 %