



Kern County Animal Services

Director's Monthly
Report
February 2016

Program Highlights

Rescue

- Rescue partners helped place 258 animals in February

Foster

- KCAS Foster program continues to grow, and in the month of February 24 animals entered foster care

TNR

- In 2013 KCAS implemented a Trap-Neuter-Return (TNR) program. Through February 2016, 3,996 cats have been altered through the TNR Program

Spay/Neuter clinics

- In February we held one successful mobile spay/neuter clinic on February 17th, 18th, and 19th. It was held in Shafter in conjunction with the City of Shafter.
- A total of 89 surgeries were performed during the 3-day clinic.

Offsite vaccination clinics

- February 6th –
Rexland Acres Park
 - 166 Licenses
 - 156 Rabies
 - 117 DHPP
 - 2 FVRCP
 - 53 free microchips

Wednesday evening vaccination clinics

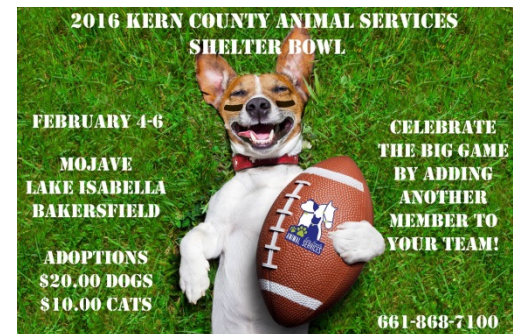
<ul style="list-style-type: none"> ○ February 3rd <ul style="list-style-type: none"> ○ 43 Licenses ○ 51 Rabies ○ 57 DHPP ○ 7 FVRCP ○ 19 free microchips 	<ul style="list-style-type: none"> ○ February 10th <ul style="list-style-type: none"> ○ 49 Licenses ○ 58 Rabies ○ 78 DHPP ○ 7 FVRCP ○ 40 free microchips 	<ul style="list-style-type: none"> ○ February 17th <ul style="list-style-type: none"> ○ 55 Licenses ○ 56 Rabies ○ 68 DHPP ○ 6 FVRCP ○ 42 free microchips 	<ul style="list-style-type: none"> ○ February 24th <ul style="list-style-type: none"> ○ 98 Licenses ○ 117 Rabies ○ 102 DHPP ○ 13 FVRCP ○ 65 free microchips
---	--	--	---

Between October 2012 and February 2016 KCAS has implanted 11,108 microchips



Adoptions

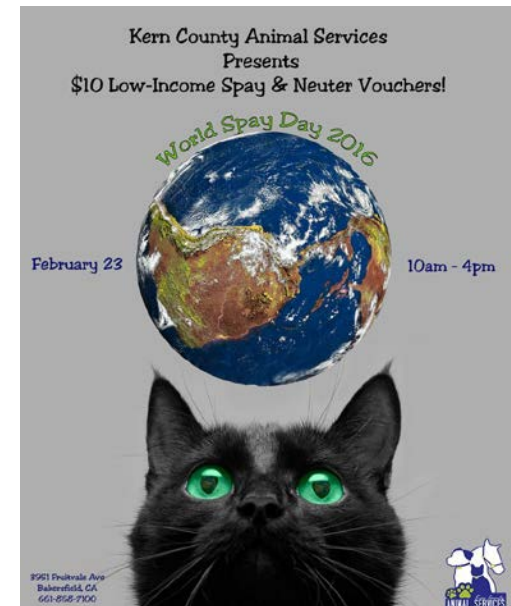
- KCAS held a “Shelter Bowl” adoption promotion from February 4th – 6th in which 49 animals went to their forever homes
- For Valentines day KCAS had a “Love Awaits” adoption promotion from February 16th – 20th in which 103 animals went to their forever homes.
- Year-to-date 670 animals have been adopted





Events

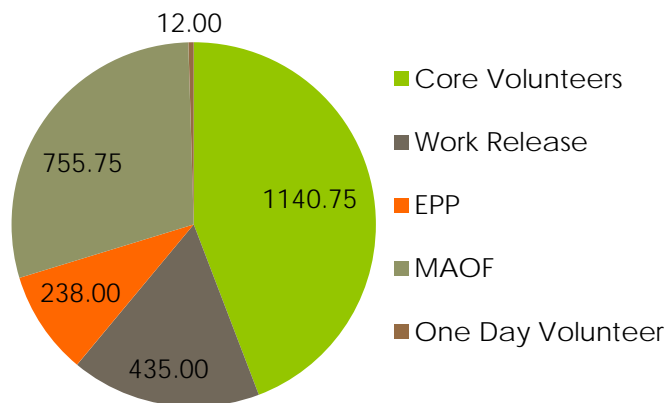
- Sugardaddy's held a fundraising event on February 4th. A portion of all sales between 6:30pm-8:30pm went to KCAS
- For World Spay Day 2016, KCAS sold low-income spay & neuter vouchers for \$10 from 10am-4pm. A total of 263 low income vouchers were sold.



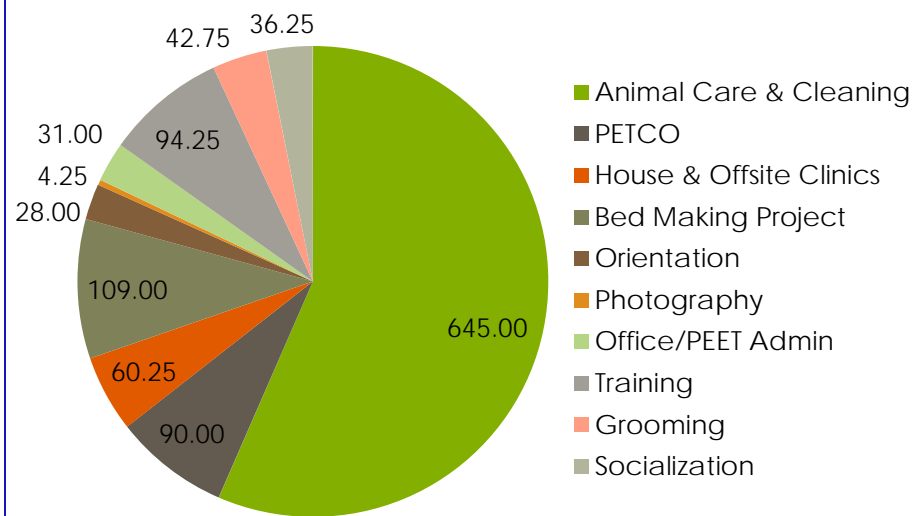
Volunteers

- Volunteers donated approximately 2,581.5 total hours in December which is equivalent to 14.9 staff members
- The value that has been given back to KCAS by volunteers is approximately \$63,644

Hours



Work Performed



Field Services

February	Calls Per Area
Lake Isabella	77
Mojave	86
North County	72
Northeast	283
Northwest	402
Ridgecrest	32
Southeast	201
Southwest	224
Taft	91
Tehachapi	67
Total	1,535

- 23 dogs were returned to their owners in the field in the month of February.
- 75 dogs were secured on property by an Animal Control Officer in the month of February.



Kennel Intake Comparisons

"All Jurisdictions"

1/1/15 to 2/28/15

1/1/16 to 2/29/16

Dogs				
Adopt Return	30	26	↓	13.3 %
Quarantine	14	6	↓	57.1 %
Seizure	14	46	↑	228.6 %
Stray	1,329	1,171	↓	11.9 %
Owner Surrender	214	203	↓	5.1 %
Others	57	79	↑	38.6 %
Total Dogs Received:	1,658	1,531	↓	7.7 %
Cats				
Adopt Return	7	6	↓	14.3 %
Quarantine	1	0	↓	100.0 %
Seizure	4	123	↑	2975.0 %
Stray	540	516	↓	4.4 %
Owner Surrender	151	98	↓	35.1 %
Others	0	1	↑	100.0 %
Total Cats Received:	703	744	↑	5.8 %
Others				
Seizure	3	64	↑	2033.3 %
Stray	38	12	↓	68.4 %
Owner Surrender	0	1	↑	100.0 %
Others	0	1	↑	100.0 %
Total Others Received:	41	78	↑	90.2 %
Total Intakes:	2,402	2,353	↓	2.0 %

"County"
(including Arvin & Tehachapi City)

1/1/15 to 2/28/15

1/1/16 to 2/29/16

Dogs				
Adoption Return	17	10	↓	41.2 %
Quarantine	14	6	↓	57.1 %
Seizure	14	46	↑	228.6 %
Stray	1,316	1,162	↓	11.7 %
Owner Surrender	209	193	↓	7.7 %
Others	56	79	↑	41.1 %
Total Dogs Received:	1,626	1,496	↓	8.0 %
Cats				
Adoption Return	7	3	↓	57.1 %
Quarantine	1	0	↓	100.0 %
Seizure	4	123	↑	2975.0 %
Stray	539	512	↓	5.0 %
Owner Surrender	150	97	↓	35.3 %
Others	0	1	↑	100.0 %
Total Cats Received:	701	736	↑	5.0 %
Others				
Seizure	3	64	↑	2033.3 %
Stray	38	12	↓	68.4 %
Owner Surrender	0	1	↑	100.0 %
Others	0	1	↑	100.0 %
Total Others Received:	41	78	↑	90.2 %
Total Intakes:	2,368	2,310	↓	2.4 %

"City of Bakersfield"**1/1/15 to 2/28/15****1/1/16 to 2/29/16**

Dogs				
Adoption Return	13	16	↑	23.1 %
Stray	13	9	↓	30.8 %
Owner Surrender	5	10	↑	100.0 %
Others	1	0	↓	100.0 %
Total Dogs Received:	32	35	↑	9.4 %
Cats				
Adoption Return	0	3	↑	300.0 %
Stray	1	4	↑	300.0 %
Owner Surrender	1	1	↑	- %
Total Cats Received:	2	8	↑	300.0 %
Total Intakes:	34	43	↑	26.5 %



Kennel Outcome Comparisons

"All Jurisdictions"

1/1/15 to 2/28/15

1/1/16 to 2/29/16

Dogs				
Adoption	383	416	↑	8.6 %
Rescue	419	469	↑	11.9 %
Return to Owner	125	141	↑	12.8 %
Euthanasia	605	468	↓	22.6 %
Transfer	2	2	↓	- %
Others	95	95	↓	- %
Total Dogs Dispositioned:	1,629	1,591	↓	2.3 %
Cats				
Adoption	110	211	↑	91.8 %
Rescue	64	86	↑	34.4 %
Return to Owner	6	3	↓	50.0 %
Euthanasia	216	195	↓	9.7 %
TNR	252	171	↓	32.1 %
Others	67	68	↑	1.5 %
Total Cats Dispositioned:	715	734	↑	2.7 %
Others				
Adoption	12	47	↑	291.7 %
Rescue	4	12	↑	200.0 %
Return to Owner	3	1	↓	66.7 %
Euthanasia	9	8	↓	11.1 %
Transfer	1	2	↑	100.0 %
Others	16	6	↓	62.5 %
Total Others Dispositioned:	45	76	↑	68.9 %
Total Outcomes:	2,389	2,401	↑	0.5 %

"County"**(including Arvin & Tehachapi City)**

1/1/15 to 2/28/15

1/1/16 to 2/29/16

Dogs

Adoption	371	397	↑	7.0 %
Rescue	405	461	↑	13.8 %
Return to Owner	122	140	↑	14.8 %
Euthanasia	601	455	↓	24.3 %
Transfer	2	2	↓	- %
Others	95	91	↓	4.2 %
Total Dogs Dispositioned:	1,596	1,546	↓	3.1 %

Cats

Adoption	108	187	↑	73.1 %
Rescue	64	85	↑	32.8 %
Return to Owner	6	3	↓	50.0 %
Euthanasia	216	194	↓	10.2 %
TNR	251	169	↓	32.7 %
Others	67	68	↑	1.5 %
Total Cats Dispositioned:	712	706	↓	0.8 %

Others

Adoption	12	47	↑	291.7 %
Rescue	4	12	↑	200.0 %
Return to Owner	3	1	↓	66.7 %
Euthanasia	9	8	↓	11.1 %
Transfer	1	2	↑	100.0 %
Others	16	6	↓	62.5 %
Total Others Dispositioned:	45	76	↑	68.9 %

Total Outcomes:	2,353	2,328	↓	1.1 %
------------------------	--------------	--------------	---	--------------

"City of Bakersfield**1/1/15 to 2/28/15****1/1/16 to 2/29/16****Dogs**

Adoption	12	19	↑	58.3 %
Rescue	14	8	↓	42.9 %
Return to Owner	3	1	↓	66.7 %
Euthanasia	4	13	↑	225.0 %
Others	0	4	↑	400.0 %
Total Dogs Dispositioned:	33	45	↑	36.4 %

Cats

Adoption	2	24	↑	1100.0 %
Rescue	0	1	↑	100.0 %
Euthanasia	0	1	↑	100.0 %
TNR	1	2	↑	100.0 %
Total Cats Dispositioned:	3	28	↑	833.3 %

Total Outcomes:	36	73	↑	102.8 %
------------------------	-----------	-----------	----------	----------------



Euthanasia Comparisons

"All Jurisdictions"

1/1/15 to 2/28/15

1/1/16 to 2/29/16

Humane/Not Adoptable				
Total Humane/Not Adoptable Dispositioned:	341	278	↓	18.5 %
Temperment				
Total Temperment Dispositioned:	243	149	↓	38.7 %
Medical Issues				
Total Medical Issues Dispositioned:	198	218	↑	10.1 %
Too Young				
Total Too Young Dispositioned:	47	15	↓	68.1 %
Others				
Total Others Dispositioned:	1,560	1,741	↑	11.6 %
Total Outcomes:	2,389	2,401	↑	0.5 %