


Kern County Animal Services

Director's Report

March 2024



Program Highlights

Foster

- 43 dogs, 48 puppies, 5 cats and 77 kittens entered the Department's Foster Care Program for a total of 173 animals in the month of March.

TNR

- 145 cats were spayed or neutered and released in March 2024. Year-to-date, 556 cats have gone through the program, and since 2013 20,156 cats have been spayed or neutered, and returned to field.

Adoption

- 185 dogs, 115 puppies, 26 cats, and 20 kittens under 5 months of age were adopted for a total of 346 animals adopted from Kern County Animal Shelters in March 2024.

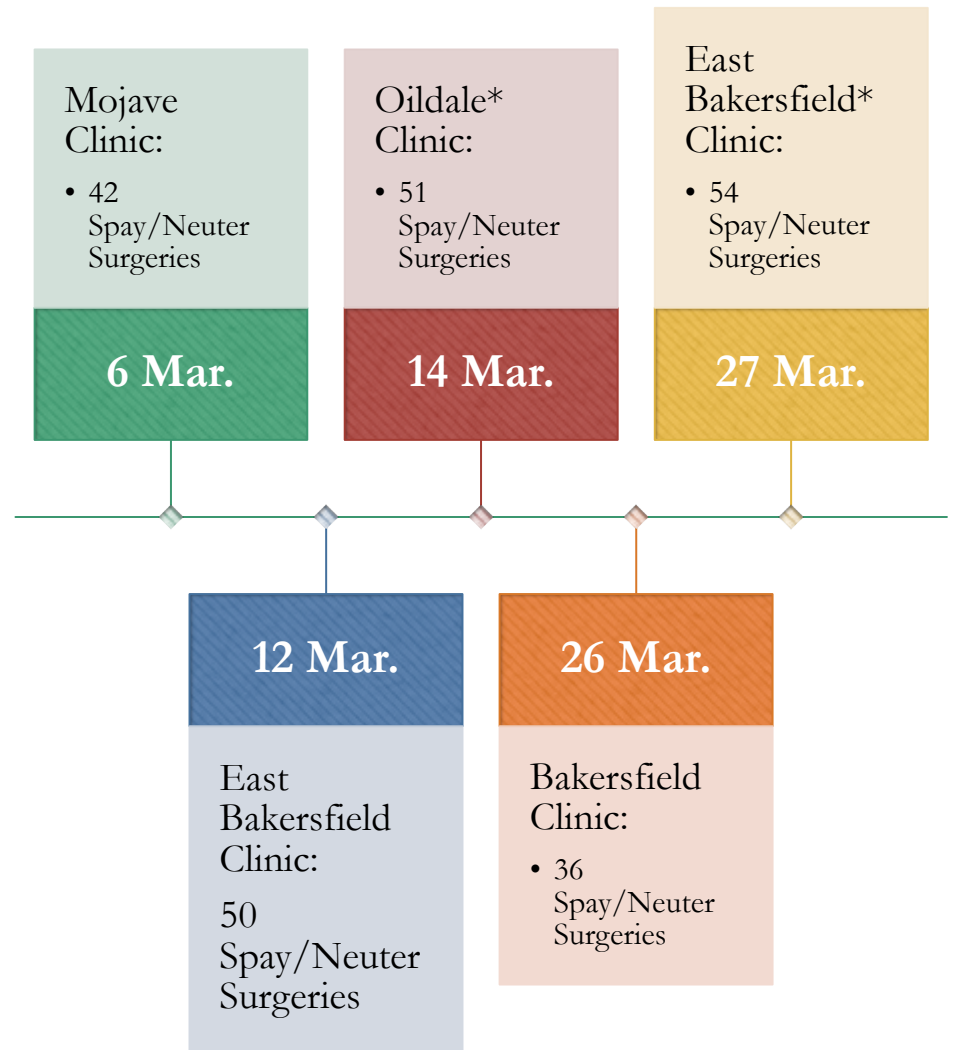
Vaccination Clinics

- **March 2024**

- 289 Rabies
- 350 DHPP
- 84 FVRCP
- 72 Microchips

No-Cost Feline and Canine Vaccines Provided by Petco Love

Spay/Neuter Program 233 Animals



* Collaboration with SOS Dog Rescue

**Spay/Neuter
Fiscal Year 2023/2024
As of March 31, 2024**

	Budgeted	Expended	Balance	BALANCE %
VET COACH	275,500	198,750	76,750	27.86%
TNR	150,000	119,640	30,360	20.24%
LOW INCOME VOUCHERS	40,000	33,365	6,635	16.59%
SAVE THE PITTIES	15,000	11,450	3,550	23.67%
WORLD SPAY DAY	19,500	19,040	460	2.36%
TOTAL	500,000	382,245	117,755	23.55%

VOUCHERS REDEEMED/SURGERIES	Dollar Amount	Surgeries
Vet Coach (SNIP)	198,750	1,468
TNR	119,640	1,994
Low Income Vouchers	33,365	367
Save The Pitties	11,450	86
WORLD SPAY DAY	19,040	108
Total	382,245	4,023

VOUCHER REDEMPTION RATE	86%
VOUCHERS OUTLYING	85%
VOUCHERS TARGETED AREA	87%
SAVE THE PITTIES REDEMPTION RATE	79%

**SPAY/NEUTER VOUCHER PROGRAM STATISTICS
FISCAL YEAR 2023/2024**

SPAY/NEUTER VOUCHERS

CATS

	Vouchers	Percent	Amount
Male	60	33%	\$3,000
Female	122	67%	\$8,885
Total	182	100%	\$11,885

TNR

	Number	Percent	Amount
Male	910	46%	\$54,600
Female	1,084	54%	\$65,040
Total	1,994	100%	\$119,640

DOGS

Male	68	37%	\$7,430
Female	117	63%	\$14,050
Total	185	100%	\$21,480

**DOGS BY SIZE SPAY/NEUTER VOUCHERS
SURGERIES AMOUNT**

Female 1-20 lbs	50	\$5,055
Female 31-70 lbs	53	\$6,870
Female 70 + lbs	13	\$1,995
Male 1-70 lbs	59	\$6,230
Male 70+	10	\$1,330
TOTAL	185	\$21,480.00

Total Vouchers \$33,365

SAVE THE PITTIES

	Vouchers	Percent	Amount
Male	37	43%	\$4,460.00
Female	49	57%	\$6,990.00
Total	86	100%	\$11,450.00

	MALE	FEMALE	TOTAL
	CATS		
VOUCHERS	60	122	182
TNR	910	1,084	1,994
SN DAY	29	30	59
SNIP CATS	278	287	565
	DOGS		
VOUCHERS	68	117	185
STP	37	49	86
SN DAY	27	22	49
SNIP DOGS	414	489	903
Total	1,823	2,200	4,023
Percent	45%	55%	100%

Cats Outcomed to B by Zip Code
7/1/2023 to 3/31/2024

Zip Code	N	S	Total
93203	10	20	30
93205	10	17	27
93206	0	2	2
93225	0	1	1
93240	18	25	43
93241	7	23	30
93243	1	1	2
93249	0	2	2
93250	1	1	2
93252	1	0	1
93263	10	9	19
93268	7	8	15
93280	8	8	16
93283	3	3	6
93285	16	11	27
93287	2	1	3
93304	28	41	69
93305	129	154	283
93306	65	98	163
93307	81	77	158
93308	101	118	219
93309	17	30	47
93312	113	123	236
93313	14	10	24
93314	127	159	286
93501	0	2	2
93518	13	17	30
93561	128	123	251
Total	910	1,084	1,994

Year To Date

○ Adoption

- 1080

○ Rescue

- 853

○ RTO

- 237

Adoptions Promos

\$1.00 ADOPTIONS!



*All March
Long!*

**3951 FRUITVALE AVENUE
MON-SAT 10AM-4PM & WED 2PM-7PM**



Adoption Promos Capital Dental Group



Capital Dental Group
PET ADOPTION EVENT

March 15 and 16, 10 a.m. to 4 p.m.
3951 Fruitvale Ave.

Capital Dental Group will pay the adoption fees for the **first 50 adoptions** and provide adoption baskets containing essential items for new pet owners!



Offsite Adoptions

Petsmart Charities National Adoption Week



DOG ADOPTIONS
PETCO ON ROSEDALE
TODAY!
petco NOON - 3 PM

PET ADOPTIONS
 TODAY, 9AM - 1PM



CLOUD NINE
 COFFEE CO.



5060 CALIFORNIA AVENUE



PETSMART Charities
 National Adoption Week

PETSMART
 4106 Ming Ave
 Bakersfield 93309

KERN COUNTY ANIMAL SERVICES
 Thursday, March 21st
 12 noon - 3 pm

#AdoptLove

PETSMART
 4100 MING AVENUE
 TODAY, NOON - 3PM



ADOPT A DOG!

ADOPT A DOG!

SECOND SATURDAY

In Your *Wildest* Dreams
 CONDITIONMENT & ANTIQUE!

TODAY!
 9am to 3pm
 2819 F Street



DOGS FOR ADOPTION!
 Saturday, March 30th
 9am - 1pm

Adoptions sponsored by
CAR WASH

23018 Street
 Bakersfield 93301



Zeppo's Pizza
PET ADOPTION EVENT!
 3510 Highway Road
MARCH 27TH
 3:30 - 6:30PM

\$20
 (2-PIZZA)

POUCHES & PIZZAS!

DOATIONS OF PUP RELAYED ITEMS WILL ALSO BE ACCEPTED

SPONSORED ADOPTIONS Sparkling Image **SPONSORED ADOPTIONS**

CAR WASH

DOG ADOPTION DAY
 THIS SATURDAY!
 March 16th!
 9am-1pm!

7991 WHITE LANE, BAKERSFIELD 93309



Offsite Adoptions (with some help from a friend)



A flyer for "FREE EASTER BUNNY PHOTOS". The top half features a row of five colorful bunny cutouts (green, pink, white, green, pink) holding hands, with confetti scattered around them. The text "FREE" is written in pink, and "EASTER BUNNY PHOTOS" is in large pink letters. Below this, there are three columns of event information, each with a logo for the participating store.

Event	Location	Date	Time
Second Saturday	2819 F Street	Saturday 3/9/24	11-2
Raising Cane's	3224 Coffee Road	Friday 3/22/24	2-5
PETCO	5151 Gosford Rd	Sunday 3/24/24	12-3



Foster Faire

Kern County Animal Services
FOSTER FAIR
March 23rd! Noon - 3pm!
Kittens, Crafts, Games, Prizes, & Fun!
*Kitten Season is almost here!
We need your help to save lives!*
*2000 Kittens will need
Foster Homes this year!*
*Questions about Fostering?
Come get the answers!*



Amazon Wish List


PUPPY FOSTERS NEEDED TOO!
3951 Fruitvale Ave, Bakersfield Ca



KERN COUNTY ANIMAL SERVICES



FOSTER FAIRE

**SATURDAY
MARCH 23RD
12 NOON - 3PM**

MEET FOSTER STAFF

MAKE A PET TOY

FOSTER PROGRAM INFORMATION

RAFFLE BASKETS

3951 FRUITVALE AVE BAKERSFIELD 93308

KERN COUNTY ANIMAL SERVICES

Streets of Bakersfield

STREETS OF BAKERSFIELD

ST. PITTIES DAY





SCAN FOR APPLICATION

SATURDAY MARCH 16TH
PICK UP 10 AM - 12 NOON
RETURN BY 3:30 PM

5951 FRUITVALE AVE
 BAKERSFIELD 93308

PIT BULL/ MIXES
BREED APPRECIATION DAY

Streets of Bakersfield
 Take a shelter dog out for the day!
Saturday, March 30th
 Pick up 10 am - 12 noon
 return by 3:30



Scan for application

STREETS OF BAKERSFIELD
 SACA UN PERRO DE REFUGIO POR EL DIA!
SABADO 2 DE MARZO
 HORAS DE RECOSIDA 10 AM - 12 PM
 HORA DE REGRESO 3:30



ESCAMEAR PARA APLICACION



3951 FRUITVALE
 BAKERSFIELD 93308

STREETS OF BAKERSFIELD

ST. PITTIES DAY





SCAN FOR APPLICATION

PIT BULL **SABADO, 16 DE MARZO**
 PARA PERROS DE RAZA **HORA DE RECOSIDA, 10 AM - 12 PM**
HORA DE REGRESO 3:30 PM

Easter Photo Shoot



TNR Milestone



MILESTONE
20,000

Kern County Animal Services launched its Trap, Neuter, Release (TNR) program for community and feral cats in 2013.

Since that time, KCAS has provided free spay/neuter services for over 20,000 cats in Kern County.

Kern County Animal Services sincerely thanks the members of our community who have made this program such an important and impactful success.

To take advantage of our free TNR services, check the Pet Resources section at KernCountyAnimalServices.org.

Pennies for Puppies Coins for Kittens

Standard School, in collaboration with Teresa Adamo author of "Indy, Oh Indy", raised over \$2100 to benefit the animals at the Kern County Animal Shelters.



Indy, Oh Indy



Author & Illustrator Visit
Join us for a reading & presentation!


10 a.m.- 11:30 a.m.
Saturday, March 2

Kumon River Lakes
5549 Calloway Dr SUITE 300, 93512

Event is free!
Books available for purchase

Shelter wish list items welcomed
(donors will get a free Indy bookmark):
Blankets, towels, paper towels,
newspapers, peanut butter or Kong toys

Facebook icon Twitter icon @indyohindy



KCAS Merch Store

Benefitting the Friends Foundation



Check out our
Merch Store!



*Proceeds go to benefit Friends of the Kern County Animal Shelters

March 2024	Calls Per Area
Lake Isabella	90
Mojave	149
North County	43
Northeast	280
Northwest	354
Ridgecrest	29
Southeast	211
Southwest	141
Taft	139
Tehachapi	75
Total	1,511

Field Services

- 28 dogs were returned to their owners in the field in March 2024.
- 113 dogs were secured on property by Animal Control Officers in March 2024.

Field Services-CAF

March 2024	Calls
CAF-Breeder	27
CAF-Rescue	1
CAF-Kennel	1
CAF-Boarding	5
Total	34

- 7 Permits Issued/Inspections Passed
- 5 Inspections Failed
- 3 Citations Issued
- 66 Active CAF Permits



Kern County Animal Services Intake/Outcome Data

Between 01/01/2023 and 03/31/2023

	Species										
	Adult	Canine			Canine Totals	Adult	Feline			Feline Totals	Totals
		Up to 5 Months	Unknown Age	Unknown Age			Up to 5 Months	Unknown Age	Unknown Age		
Beginning Animal Count as of 01/01/2023	303	117	0	420	34	101	0	135	555		
Stray/At Large	1320	700	0	2020	973	109	0	1082	3102		
Transferred in from Municipal Shelter	0	0	0	0	0	0	0	0	0		
Transferred in from Other Rescue Group	0	0	0	0	0	0	0	0	0		
Owner Requested Euthanasia	0	0	0	0	0	0	0	0	0		
Relinquished by Owner	166	77	0	243	33	5	0	38	281		
Other Intakes	18	1	0	19	1	0	0	1	20		
Total Intakes	1504	778	0	2282	1007	114	0	1121	3403		
Adoptions	576	350	0	926	81	85	0	166	1092		
Returned to Owner	171	5	0	176	4	0	0	4	180		
Transferred to Municipal Shelter	0	0	0	0	0	0	0	0	0		
Transferred to Other Rescue Group	374	216	0	590	15	10	0	25	615		
Other Live Outcomes	4	1	0	5	818	0	0	818	823		
Total Live Outcomes	1125	572	0	1697	918	95	0	1013	2710		
Died in Care	6	21	0	27	5	9	0	14	41		
Lost in Care	5	0	0	5	6	0	0	6	11		
Euthanasia	421	46	0	467	80	15	0	95	562		
Owner Requested Euthanasia	0	0	0	0	0	0	0	0	0		
Total Other Outcomes	432	67	0	499	91	24	0	115	614		
Total Outcomes	1557	639	0	2196	1009	119	0	1128	3324		
Ending Animal Count as of 03/31/2023	335	171	0	506	66	62	0	128	634		
Save Rate	71.28%	91.39%	0.00%	78.13%	90.96%	78.95%	0.00%	89.74%	81.96%		

The save rate calculation is based on Total Intakes minus Total Other Outcomes / Total Intakes minus Owner Requested Euthanasia *100



Kern County Animal Services Intake/Outcome Data Between 01/01/2024 and 03/31/2024

	Species							Totals	
	Canine			Canine Totals	Feline		Feline Totals		
	Adult	Up to 5 Months	Unknown Age		Adult	Up to 5 Months			Unknown Age
Beginning Animal Count as of 01/01/2024	256	98	0	354	15	125	0	140	494
INTAKES									
Stray/At Large	1515	888	0	2403	722	168	0	890	3293
Transferred in from Municipal Shelter	0	0	0	0	0	0	0	0	0
Transferred in from Other Rescue Group	0	0	0	0	0	0	0	0	0
Owner Requested Euthanasia	0	0	0	0	0	0	0	0	0
Relinquished by Owner	215	85	0	300	19	8	0	27	327
Other Intakes	36	1	0	37	5	2	0	7	44
Total Intakes	1766	974	0	2740	746	178	0	924	3664
OUTCOMES									
Adoptions	549	335	0	884	89	107	0	196	1080
Returned to Owner	205	25	0	230	7	0	0	7	237
Transferred to Municipal Shelter	0	0	0	0	0	0	0	0	0
Transferred to Other Rescue Group	449	364	0	813	16	24	0	40	853
Other Live Outcomes	14	0	0	14	556	0	0	556	570
Total Live Outcomes	1217	724	0	1941	668	131	0	799	2740
Died in Care	4	20	0	24	7	7	0	14	38
Lost in Care	7	5	0	12	8	2	0	10	22
Euthanasia	498	175	0	673	73	18	0	91	764
Owner Requested Euthanasia	0	0	0	0	0	0	0	0	0
Total Other Outcomes	509	200	0	709	88	27	0	115	824
Total Outcomes	1726	924	0	2650	756	158	0	914	3564
Ending Animal Count as of 03/31/2024	343	101	0	444	52	98	0	150	594
Save Rate	71.18%	79.47%	0.00%	74.12%	88.20%	84.83%	0.00%	87.55%	77.51%

The save rate calculation is based on Total Intakes minus Total Other Outcomes / Total Intakes minus Owner Requested Euthanasia *100



Kern County Animal Services Intake/Outcome Data

Between 03/01/2023 and 03/31/2023

	Species									
	Canine			Canine Totals	Feline			Feline Totals	Totals	
	Adult	Up to 5 Months	Unknown Age		Adult	Up to 5 Months	Unknown Age			
Beginning Animal Count as of 03/01/2023	308	148	0	456	37	46	0	83	539	
INTEAKES										
Stray/At Large	432	264	0	696	320	70	0	390	1086	
Transferred in from Municipal Shelter	0	0	0	0	0	0	0	0	0	
Transferred in from Other Rescue Group	0	0	0	0	0	0	0	0	0	
Owner Requested Euthanasia	0	0	0	0	0	0	0	0	0	
Relinquished by Owner	71	41	0	112	17	2	0	19	131	
Other Intakes	5	1	0	6	1	0	0	1	7	
Total Intakes	508	306	0	814	338	72	0	410	1224	
OUTCOMES										
Adoptions	191	121	0	312	33	10	0	43	355	
Returned to Owner	68	5	0	73	4	0	0	4	77	
Transferred to Municipal Shelter	0	0	0	0	0	0	0	0	0	
Transferred to Other Rescue Group	127	61	0	188	4	4	0	8	196	
Other Live Outcomes	1	0	0	1	258	0	0	258	259	
Total Live Outcomes	387	187	0	574	299	14	0	313	887	
Died in Care	2	9	0	11	3	4	0	7	18	
Lost in Care	2	0	0	2	4	0	0	4	6	
Euthanasia	165	12	0	177	30	11	0	41	218	
Owner Requested Euthanasia	0	0	0	0	0	0	0	0	0	
Total Other Outcomes	169	21	0	190	37	15	0	52	242	
Total Outcomes	556	208	0	764	336	29	0	365	1129	
Ending Animal Count as of 03/31/2023	335	171	0	506	66	62	0	128	634	
Save Rate	66.73%	93.14%	0.00%	76.66%	89.05%	79.17%	0.00%	87.32%	80.23%	

The save rate calculation is based on Total Intakes minus Total Other Outcomes / Total Intakes minus Owner Requested Euthanasia *100



Kern County Animal Services Intake/Outcome Data

Between 03/01/2024 and 03/31/2024

	Species										
	Adult	Canine			Canine Totals	Adult	Feline			Feline Totals	Totals
		Up to 5 Months	Unknown Age				Up to 5 Months	Unknown Age			
Beginning Animal Count as of 03/01/2024	319	138	0	457	26	75	0	101	658		
I N T A K E S	Stray/At Large	488	283	0	771	199	102	0	301	1072	
	Transferred in from Municipal Shelter	0	0	0	0	0	0	0	0	0	
	Transferred in from Other Rescue Group	0	0	0	0	0	0	0	0	0	
	Owner Requested Euthanasia	0	0	0	0	0	0	0	0	0	
	Relinquished by Owner	82	32	0	114	7	1	0	8	122	
	Other Intakes	13	1	0	14	0	1	0	1	15	
	Total Intakes	583	316	0	899	206	104	0	310	1209	
	O U T C O M E S	Adoptions	185	115	0	300	26	20	0	46	346
		Returned to Owner	58	9	0	67	0	0	0	0	67
		Transferred to Municipal Shelter	0	0	0	0	0	0	0	0	0
		Transferred to Other Rescue Group	153	114	0	267	9	14	0	23	290
Other Live Outcomes		0	0	0	0	145	0	0	145	145	
Total Live Outcomes		396	238	0	634	180	34	0	214	848	
Died in Care		1	3	0	4	3	4	0	7	11	
Lost in Care		1	0	0	1	2	0	0	2	3	
Euthanasia		197	76	0	273	28	10	0	38	311	
Owner Requested Euthanasia		0	0	0	0	0	0	0	0	0	
Total Other Outcomes		199	79	0	278	33	14	0	47	325	
Total Outcomes	595	317	0	912	213	48	0	261	1173		
Ending Animal Count as of 03/31/2024	343	101	0	444	52	98	0	150	694		
Save Rate	65.87%	75.00%	0.00%	69.08%	83.98%	86.54%	0.00%	84.84%	73.12%		

The save rate calculation is based on Total Intakes minus Total Other Outcomes / Total Intakes minus Owner Requested Euthanasia *100

Volunteer Program

- March 2024:
 - 517.31 hours of service were donated
 - 26 new volunteers
 - 79 active volunteers
 - To date, 1432.23 hours of service have been donated